



# Snippets



ISSN: 1032 1349

December 2010-January 2011

Newsletter of the Darwin Patchworkers & Quilters Inc  
Clubroom located at 96A Winnellie Road, Winnellie  
PO Box 36945, Winnellie NT 0821


Email: [info@darpatchquilt.com.au](mailto:info@darpatchquilt.com.au) Web: [www.darpatchquilt.com.au](http://www.darpatchquilt.com.au)

Established 1 May 1984 and celebrating 26 years in 2010

Club Patron: Ms Nerys Evans



## Christmas Party



Our December meeting and **Christmas Party** will be held on Monday December 6 at 96A Winnellie Road, Winnellie. Doors will open at **7.00** for 7.30 pm

Supper is being provided so do not eat dinner before you come to the meeting.

There will be the usual exciting raffle with prizes donated by DPAQ members including the Christmas Club group. Tickets are \$5.00 each

Visitors welcome. Attendance costs are \$0.50 for members and first-time visitors, and \$4.00 for non-members.



## Territory Quilts 2010

Congratulations to Alice Springs Quilters on a very successful Territory Quilt 2010 exhibition. With a total of more than 90 quilts entered in the various categories, competition was strong and some superb skills were on display! A list of the winners can be found on page 3.

2. Our Vice-President, Joy Baker, has issued a new challenge to DP&Q members to interpret "Once in a Lifetime" as an A3-size quilt to be presented at the AGM on March 7, 2011.
3. Pam Hamill is issuing a challenge to celebrate the 60th Royal Darwin Show in July 2011. More information on page 5.

## Accolades Invited

This is your chance to recognise the special contribution to DP&Q of any member of the club. Accolades are made in the form of certificates presented to the recipient at the Christmas Party. Send your nomination to Barbara Mellon or Lesley Every before Friday 3 December. A nomination form is on page 7.

## Congratulations to Eileen Campbell

Eileen recently won first prize in the *Festival Gallery of Quilt Art: Wonders of the World* at Houston with her quilt "Flower Song". See the photos on page 9.

## Challenges in the News

1. Some club members signed up for the 2011 Bunbury International Quilt Challenge "In the Movies" when Helen Wheeler visited us earlier this year. Entries close 21 February 2011.

## Library News

Please return any library book that you've had for more than two months - even if you borrow it again.

When borrowing books, you must always fill out the card inside the cover of the book, and leave the card in the front of the card file on the Library desk. Please be sure to fill in your membership number - it's on your pink membership card.

There is no limit to the number of items that financial members can borrow over the Christmas holiday period - *if you can carry it, you can borrow it.*

Jenny Armour, DP&Q Librarian

## Australia Day Mystery Quilt

Join Jenny Armour on Wednesday 26 January 2011 for a fun day of mystery quilt making, raffles, quizzes, fines, etc. Pre-registration is essential. See details on flyer at the back of this newsletter.

## Calendar of Events

### 2010

6 December **December General Meeting** and **Christmas Party** 7 for 7.30pm at the club rooms.

### 2011

26 January **Australia Day** Workshop, 9.00 for 9.30 am. Cost \$5.00 plus \$8.00 for Perspex template.

1 February **February** General Meeting 7 for 7.30pm at the clubrooms.

21 February Closing date for entries to Bunbury International Quilt Challenge.

7 March **Annual General Meeting**, and **March General Meeting** 7 for 7.30 at the clubrooms.

7 March "Once in a Lifetime" A3 Quilt Challenge due.

3 April Cathy Miller, the Singing Quilter, at the Railway Club, Parap.

29 April-2 May Mount Bundy Retreat.

## Annual General Meeting 2011

The Annual General Meeting will be held on March 7, where all committee positions will be declared vacant. Only financial members are able to vote at the AGM. Membership fees are due at the February meeting. Membership is \$40.00 per year.

### Mount Bundy Retreat

The 2011 Mount Bundy Retreat will be held from Friday 29 April to Monday May 2. NB Easter is 22-26 April.



### Library Working Bee



Thanks go to members Janelle Rumble, Pat Isaacs and Guylainn Truchon for their assistance in cataloguing and preparing the pile of new additions to the library.

## November Meeting Roundup

- TQ 10: 90+ quilts were entered in the exhibition, the judge is Lessa Siegele.
- TQ 11: The handbook and list of categories will be available at the December meeting. Volunteers for particular tasks are welcome.
- Dates for workshop with Jan Krentz, US quilting teacher to be advised - possibly 14 or

21 May 2011. Cost will be ca. \$100 - choice of 3 possible workshops.

- Judy Anictomatis, on behalf of the club, made a presentation to Marianne Reilly. Marianne has served in several capacities on the committee, most recently as Secretary. Marianne is moving to the Sunshine Coast hinterland in Queensland. We all wish her a happy and fulfilling retirement.
- Christmas Party and raffle will be held on December 6. Cost will be \$5.00 per person. Doors will open at 7.00 pm.
- Jenny Armour asked for volunteers for a working bee to help process the large number of new acquisitions by the library.
- Jenny also reminded members that when borrowing books, the cards must be filled out, including the membership number.
- New members' challenge announced - an A3-size quilt on theme "Once in a Lifetime". Ready by AGM in March.
- Raffle won by Alison Brown.
- Monster raffle won by Annie Radomski (No. 48) and Stacey Henderson (No. 80).
- Chris Knights was our "Meet the Quilter" and gave a presentation on her quilting career which commenced around 1994-5 when she spotted a Dresden plate quilt in satins in a book at the Karama newsagency... and the rest, as they say, is history!

## Book Reviews

### Kimberley Einmo: *Jelly Roll Quilts and more*

Shelf No 818

Some good-looking quilts have been made from Jelly Rolls which appear to me to contain some quite ugly fabrics – at least you might get some ideas to use that Jelly Roll you got for Christmas. The patterns are interspersed with recipes for when your friends drop in to sew with you.

Jenny Armour

### Gloria Loughman: *Quilted Symphony*

Shelf No 819

Many members will remember workshops with Gloria Loughman and then having her Kimberley Quilt as part of Best of Australia. In terms of design, this book draws heavily on that quilt and gives very helpful hints on creating your own design using these techniques. Once you have developed your design there are chapters on selecting colours, preparing your pattern, construction, surface decoration, painting on fabric, decorative stitching, borders, quilting and binding.

The book is illustrated with examples of Gloria's current design style, and work by some of her students. You will want to go through your ideas book and select an image to get started... Best for readers who have already made a few quilts.

Jenny Armour

## From the Committee

- 2010 quilt raffle raised \$3,704; car boot sale raised \$398.00 for the club.
- Need to make members aware that the \$0.50 charge at our monthly meetings is levied to cover cost of electricity for lights and air conditioning. It is not a supper charge.
- Due to rises in cost of electricity meeting charge to be increased to \$1.00 from February 2010.
- 30 names for the Christmas party so far. Doors will open at 7.00pm sharp. Pam to send out an invitation to all members - RSVP to Barbara Mellon, who is co-ordinating supper arrangements.
- Mystery Australia Day activity - a list for participants, to be available at the Christmas Party - list of requirements from Jenny Armour and in December *Snippets*
- Review of quilt valuation process needed - call for expressions of interest in valuer training and refresher to be carried in February *Snippets*. Maree Gebhardt to be contacted re available dates.
- Nomination forms for new committee to be available at Christmas Party.
- Membership renewal forms to be included in February *Snippets*.

## A Quilting Glossary - Part 2

**Fat Quarter** - The section of Darwin where the happy quilters live. Nobody tells them to lay off the chocolate.

**Flying Geese** - Quilt pattern comprised of repeating blocks made from three triangles. Also known as Completely Impossible and You're Kidding Me Aren't You?

**Fussy Cut** - What results when you whinge like a big baby because the fat quarter you got in the club swap isn't "quilt shop quality" - and someone pulls out a naked rotary cutter!

**Grain Line** - No, this is not what you stand in to get free whiskey. You're not funny, you know.

**Half Square Triangles** - Triangles cut from a square of fabric which, when they are sewn together, miraculously form a trapezoid.

**Mitre** - The cool hat you get to wear when you are elected Bishop of Quilters. No, really!

(with thanks to Canberra Quilters Inc. and apologies to the author, Megan Dougherty, who writes a humour column for *Quilters Home* magazine in the USA.)

## TERRITORY QUILTS 2010 RESULTS

Category	Name	Category	Name
<b>Best of Show</b>	Marnie Leeson	<b>Best Use of Colour</b>	Doreen Dyer
<b>Retaining the Tradition</b>	Julie Anderson & Marnie Leeson		
<b>P1</b> Large Traditional Quilt	Doreen Dyer	<b>P2</b> Large Non-traditional Quilt	Elizabeth McCallum
<b>P3</b> Small Quilt - Any Technique	Jenny Armour	<b>A1</b> Large Traditional Quilt	Rhyl Hall
<b>A2</b> Large Non-traditional Quilt	Sandra Jones	<b>A3</b> Small Quilt - Any Technique	Barbara Mellon
<b>O1</b> Miniature Quilt	Chris Knights	<b>O2</b> Art Quilt	Marnie Leeson
<b>O3</b> Group Quilt	Karen Conway	<b>O4</b> Two Person Quilt	Lea Pearson
<b>O5</b> Mainly Appliqué	Marnie Leeson	<b>O6</b> Junior Quiltmaker	Tahlia Knights
<b>O7</b> Beginner Quiltmaker	Glenyce McGauchie		

**Highly Commended** by the Judge were: Bev Ellis; Elizabeth McCallum; Glenyce McGauchie; Jenny Armour and Nancy Jeffery

**Junior Encouragement Awards** were made to Jacob Sedon and Taylah Locke

Congratulations to all the winners, and well done to the Darwin Patchworkers and Quilters Inc members who entered quilts. (Apologies to anyone whose name I have spelled incorrectly - PP.)

## News from Tasmania

Dear Pam

Just wanted to say how much I enjoy *Snippets*. I loved the articles about the car boot sale and the trip to Deb and Belinda's places.

I don't know if you know but I was the editor for a couple of years, early in the 'noughties". I longed to be able to put colour items in, but in those days most copies went out by snail mail and printing costs would have been a big issue.

We have settled into Tasmania and I have joined the Break o' Day Stitchers, a very active group whose main focus is community service. They meet every Friday, so it is much like going to the Friday Stitchers in Darwin. I have got involved despite my intention to sit back for awhile. I found myself leading a project to make a quilt for the husband of one of the members who is terminally ill. Then I volunteered to give a talk on Colour and Quilting at the annual Friendship Day. I guess you can't keep a keen quilter down!

Please give my regards to DP&Q.

Cheers, **Kay Roberts**

We stayed with Kay Roberts in St Helens. Kitchen window overlooking the ocean. Dining room window overlooking the bay. We had coffee with her quilting group. Ron sold their yacht and bought a fishing boat. They are both happy and relaxed.

Then in Hobart we went to Frangipani Fabrics and had a nice chat with Anne Alderslade and Briony. A pity they were renovating and had a lot of fabric in big plastic bags, but they could still tell me which bag a particular fabric was in.

**Di Howard**

## Saturday Stitchers Report

Saturday November 20

Hi all, I was asked to provide a comment about the Xmas Bauble workshop that was held on Saturday 20th November. Words like fun, laughter, creativity, amazement pop into my head while I am sitting here thinking about that afternoon. It was all of that plus more. What delightful Xmas Baubles we all made, I am very proud of mine and have shown it to as many people as possible - basking in the many compliments that have been made. Thanks must go to Carol Birch for sharing and tutoring us all during the making of our little Xmas treasures, also thanks must go to DP&Q for providing such wonderful workshop opportunities.

**Regards Alison Brown**



Hmmm... this takes concentration



I think it's looking okay...



Taking a quick break



A happy band  
of  
baublers!



Keeley shows her beautiful bauble

### A Stitchathon

I like stitching on Saturday  
Saturday's stitchers are fun  
Stitching with the ladies  
There's lots of things to be done

Not just making a mess we get it done  
We will do one stitch and not mess it up  
We can do 2 stitches but then it is time to get out  
the un picker  
I like Saturday stitchers  
Saturday stitchers are fun.

By **Keeley Atkins**

### Show Biz

The 2011 Royal Darwin Show will be our 60<sup>th</sup> - the Diamond Jubilee Show - so we are busy planning lots of ways to celebrate it.

We will have a number of special classes to commemorate the occasion. In the Quilt section we will have a "Diamond Theme" single bed quilt. We hope that this conjures up all sorts of ideas and techniques.

We are planning to have the Schedule out much earlier next year to allow exhibitors plenty of time to get their exhibits ready (although you will all probably be like me and still be putting the final touches to them the night before entry day).

I am worried that you will be bored over the Christmas break so I have organised something to keep your hands busy so that you don't over-indulge with the champagne and Christmas goodies too much. I have put together a "**Presidents' Challenge**" to celebrate our 60<sup>th</sup> Show.

I would like you to make an A3 size (12 X 16 inches) Quilt square depicting "Sixty Years of the Royal Darwin Show". The Square must contain some of the mystery pieces contained in your pack.

The packs will be available at Dragonfly Fabrics, at the December meeting, from the Showground Office or from me. Ring on AH 89815751 to arrange pick up .Entry is free.

The closing date for entries is the 1<sup>st</sup> of July 2011. The squares will be displayed during the Show but will not be judged (although there may be a Viewers' Choice awarded). They will then go on tour. So far Adelaide, Brisbane and Canberra have asked to have them on display during their Shows. I haven't as yet followed up on other Shows and Guilds. The squares will become the property of the RASNT; after they have finished touring they will be sewn together into quilts or wall hangings and distributed back into the community. All the details of the Challenge are included in the packs.

Look out for more Show Biz in the February *Snippets*.

Have a safe and creative festive season and I hope that you will all come to the Show next year to support it and to help us celebrate this special anniversary.

**Pam Hamill**



*Darwin Patchworkers & Quilters Inc*

### 2011 Challenge.

### "Once in a life time"

A3 size, any medium but must consist of three (3) quilted layers.

The quilt must be available to travel for the following 12 months as part of a travelling exhibition.

Please ensure that the quilt is suitable to travel,  
i.e. no delicate attachments.

*Please bring your masterpiece to the DPQ meeting Monday 7<sup>th</sup> March 2011.*

# Dragonfly Fabrics

3 Pavonia Place, Nightcliff

Phone: 08 8948 0691 Fax: 08 8948 0694

Email: [dragonfabric@bigpond.com](mailto:dragonfabric@bigpond.com) Web: [www.dragonfly.com.au](http://www.dragonfly.com.au)



Judith, Deb, Margaret and all at Dragonfly wish all our customers and friends a very Happy Christmas and a safe and prosperous New Year.

Jane Grove will be returning in January 2011.

Six workshops will be held from Thursday 12 January to Wednesday 18 January.

Class sizes are limited.

**Judith**

Some of our customers recently participated in a challenge by one of our suppliers -SSS - to make a bag of their own choice using two fat quarters and some threads and trims supplied by SSS. Here are some of the results. Well done to everyone who took up the challenge!



Colleen Whelan



Pam Hamill



Janelle Rumble



Jennifer Suckling



Jenny Fisher



Annette Stacey



Margaret Trouten



Pam Pemberton

**Darwin Patchworkers and Quilters Inc  
Accolade Award 2010**

I nominate \_\_\_\_\_

Brief reason why:

\_\_\_\_\_

\_\_\_\_\_

\_\_\_\_\_

My name \_\_\_\_\_ Signature \_\_\_\_\_ Date / /

### **ATTENTION - ALL DP&Q USER GROUPS**

Recently, there have been some issues around how the clubrooms have been left after use. Please note and observe the following protocols when using the facilities for your activities.

Every User Group should ensure that the following tasks are completed before they leave the clubrooms:

- Pick up all threads and fabrics on the floor. Use the vacuum cleaner or carpet sweeper provided.
- Empty the vacuum cleaner or carpet sweeper after each use, so that it is ready for the next users.
- Empty all rubbish bins including the kitchen rubbish; there is a blue dump bin at the rear of the building.
- Place any garbage bags in this bin. If the roller doors in the shed aren't open then use the gate keys to open the gate. Remember to return the keys to the key hook before locking the front door.
- Check the toilets, for cleanliness, toilet paper and hand soap. Restock supplies are in the locked cupboard in the kitchen.
- Lock all cupboards and the refrigerator in the kitchen.
- Check and double check that the store room and library room doors are locked when you leave.
- If you find anything that you can't fix then please contact a Committee Member and let her know that something needs to be done.

**Barbara Mellon**

#### **Note from the Editor**

I have had a very enjoyable year as part of the DP&Q community and it's been a great experience being the editor of *Snippets*. I am aware that I'm following in the footsteps of some very distinguished previous editors and have striven to maintain the high standard that has been set by them.

Of course, if it wasn't for you, the members, the newsletter wouldn't exist. Thank you for your support, interest and all the contributions - activity reports, photos and book reviews - that help to make an interesting and informative newsletter for both the readers and the editor. I especially want to thank those of you who have taken the time to give me feedback on the newsletter, I really appreciate it.

I wish you all a happy, safe and peaceful Christmas, and look forward to sharing a fun, active and healthy New Year in 2011.

**Pam Pemberton**

**Food for Thought: I don't have a plan - so nothing can go wrong**



Happy retirement, Marianne!



The President and her new apprentice, Charlotte..



Christine & Sue at Quilters Down The Track



Quilters Down The Track



Kristina at Thursday Quilters



Di at Thursday Quilters

### Message from Pat Isaacs

Pat Isaacs would like to thank all the ladies who got her out of a hole after the last meeting. She was very shaken and in the dark she cannot remember who you all were but she would like to thank you all very much. She is now recovered but her glasses were so badly scratched that they have had to be replaced.



## "Flower Song" by Eileen Campbell



"I've just had the most amazing news very recently. I entered a quilt in the 'Festival Gallery of Quilt Art: Wonders of the World' exhibition in Houston and it has won 1<sup>st</sup> prize! The prize is \$US2500 plus a round trip airfare to Houston and accommodation for six nights. Ernie is coming with me so we can only take a couple of extra days because of his work but it is so exciting. I'm still finding it hard to believe that it has happened. We leave on 31<sup>st</sup> of this month.

Eileen Campbell to Jenny Armour

7 October 2010

(Eileen has kindly given us permission to publish these photos - PP.)



Details of "Flower Song"  
L, R, and below.



## DPAQ General Information

### ABN

74 081 861 533 (Not currently registered for GST)

### Advertising Rates

Quarter Page \$20, Half Page \$40

### Bank Account

BSB: 015-896, Account: 258685721

### Gift Quilt and Quilts of Love Coordinator

Judy Toy 8945 6612

### Newsletter Contributions Deadline

To Pam Pemberton by the 15th of the month;

[cppembo@ozemail.com.au](mailto:cppembo@ozemail.com.au). Articles welcome.

### Quilt Valuation Service

Karen Conway is the convenor 8927 1418. Cost \$15 members, \$40 non-members, \$30 fast track (members only).

### Retreat Mount Bundy 2011 - Interim Contact

President - Judy Anictomatis

### Website Design and Support

Amanda Cousins 0407 332 455 and Rachael Hewer 0407 984 098.

Proudly supported by



## Committee Members and Contacts

Name	Position	Email	Phone	Mobile
Judy Anictomatis	President Australian Council Quilters	<a href="mailto:judyanictomatis@hotmail.com">judyanictomatis@hotmail.com</a>	8981 9620	0417 819 621
Joy Baker	Vice President Co-Exhibition Coordinator Co-Workshop Coordinator	<a href="mailto:tomandjoybaker@gmail.com">tomandjoybaker@gmail.com</a>	8948 1854	0407 610 886
Jenny Fisher	Treasurer A/Secretary Fundraising Saturday Stitchers Coord.	<a href="mailto:jasfisher@iinet.net.au">jasfisher@iinet.net.au</a>	8985 2097	0431 724 501
Lesley Every	Public Officer	<a href="mailto:mlevery@tpg.com.au">mlevery@tpg.com.au</a>	8927 5274	0429 968 926
Barbara Mellon	Co-Exhibition Coordinator Co-Workshop Coordinator	<a href="mailto:mellonb@bigpond.net.au">mellonb@bigpond.net.au</a>	8927 1657	0408 271 655
Pam Pemberton	Newsletter Editor Show Liaison	<a href="mailto:cppembo@ozemail.com.au">cppembo@ozemail.com.au</a>	8983 1823	0488 261 905
Rayma McMahon	Purchasing & Hospitality		8985 4397	
Bernadette Izod	Computing Adviser	<a href="mailto:bizod@hotmail.com">bizod@hotmail.com</a>	8988 2953	0418 852 324

## Voluntary Positions and Contacts

Name	Position	Email	Phone	Mobile
Jenny Armour	Librarian & Archivist	<a href="mailto:jennyarmour@octa4.net.au">jennyarmour@octa4.net.au</a>	8988 1301	
Toni Gullefer	Fundraising	<a href="mailto:Toni744@bigpond.com">Toni744@bigpond.com</a>	8932 6685	0409 092 877
Alison McShanag	Publicity Officer	<a href="mailto:mcschanag@bigpond.com">mcschanag@bigpond.com</a>	8941 0008	0439 089 566
Judy Toy	Gift Quilts		8945 6612	0428 598 556

## Meetings

### Christmas Club

Meet the second Saturday of each month from 10am at the clubrooms. Work on a different themed project each month. Cost \$3.

Contact Marianne Reilly 0427 609 505

### Friday Stitchers

Meet every Friday from 10am at the clubrooms. Work on your own project. Cost \$3. BYO snacks and lunch. Contact Judy Toy 8945 6612

### General Meeting

Held the first Monday of the month at 7.30pm at 96A Winnellie Road, Winnellie from 7.00pm for a 7.30pm start. (No meeting held in January.) Sign the attendance book when you arrive. Don't forget to bring your show and tell and coffee mug. Attendance cost is \$0.50 for members and first time visitors and \$4.00 for non members.

### Quilters Down the Track

Meet at The Beehive, Fred's Pass Reserve on the second and fourth Saturday of month from 1.30-4.30pm. They also meet each Tuesday from 9.30am to 1.30pm. Bring your own project to work on. Cost \$3 each. Contact Rhonnda Franklin 8988 4277.

### Saturday Stitchers

Meet the third Saturday of each month at the club rooms 96A Winnellie Road, Winnellie from 1-4.30 pm. A sewing activity is demonstrated by a volunteer. Cost \$5 plus any activity costs. Coordinator: Barbara Mellon 8927 1657 or 0408 271 655

### Thursday Sit and Sew Day and Evening

From 9am to 9pm at the clubrooms. Cost \$3 each. BYO food. Contact Judy Anictomatis 8981 9620 or 0417 819 621.

## Member Discounts generously provided by the following

### All Art Framing Pty Ltd - 15%

U3 74 Dick Ward Drive, Coconut Grove 8985 5166.

### Dragonfly Fabrics - 10%

3 Pavonia Place, Nightcliff 8948 0691

### Jackson's Art Suppliers - 10%

7 Parap Place, Parap 8981 2779

### Janome Sewing Centre - 10%

U50 12 Charlton Court, Winnellie 8941 0088

### Polkadot - 10%

2 Gregory Terrace, Alice Springs 8952 2224

### Spotlight Darwin - 10%

10% off quilting fabrics, wadding and associated stock. Show DPAQ membership & VIP card before purchase.

### The NT General Store -10%

42 Cavenagh Street, Darwin 8981 8242

### The Good Luck Shop - 10%

Shop 20, 159 Dick Ward Drive, Nightcliff 8985 5926

## Hither and Yon Quilt Block



Hither and Yon is a traditional patchwork quilt block that has two pinwheel units placed on point in opposite corners.

Half square triangle units are used to make the pinwheels, and larger triangle units fill in the majority of the opposite diagonal. All units can be quick pieced.

Choose four fabrics to make the quilt block as illustrated:

- two backgrounds, one lighter than the other
- a dark-warm fabric for the centre square and larger half-square triangle units (shown as purple/magenta)

A dark-cool for the half square triangle units used in pinwheels (shown as green)

You might choose to change the theme entirely or to make a scrappy quilt block.

**Finished Block Size:** 12-inches square

Cutting instructions for one Hither and Yon quilt block

Fabric 1: (dark warm fabric)

- one  $4\frac{3}{4}$ " x  $4\frac{3}{4}$ " square; three  $3\frac{7}{8}$ " x  $3\frac{7}{8}$ " squares

Fabric 2: (dark cool fabric)

- four 3" x 3" squares

Fabric 3: (light background fabric)

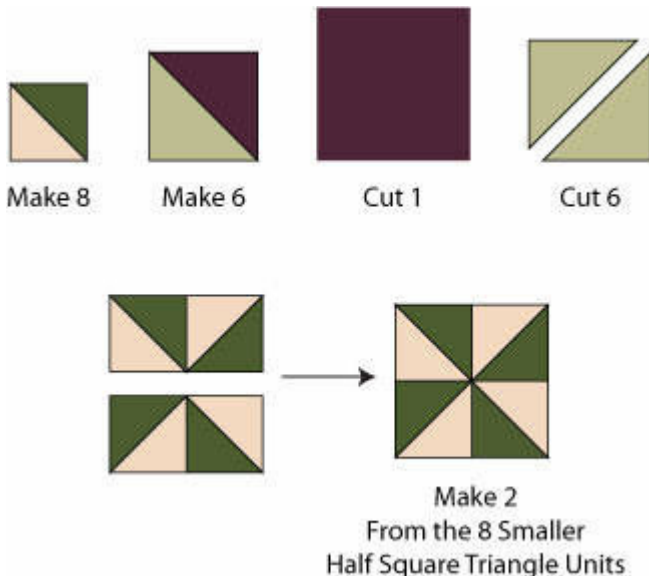
- seven  $3\frac{7}{8}$ " x  $3\frac{7}{8}$ " squares, cut four of the squares in half once diagonally.

Fabric 4: (lightest background fabric)

- four 3" x 3" squares.

Assembly instructions

### Make the Units for the Hither and Yon Quilt Block



1. Pair a 3" x 3" green square (Fabric2) with a lightest background square (Fabric4) of the same size. Use the method linked above to make two half square triangles from the pair. Each completed unit will measure  $2\frac{5}{8}$ " x  $2\frac{5}{8}$ ".

2. Repeat with the remaining 3" x 3" squares to make a total of eight half square triangle units.

3. Use the same method to make six half square triangle units from paired  $3\frac{7}{8}$ " x  $3\frac{7}{8}$ " dark-warm/light background squares (Fabrics 1 and 3). Completed units will measure  $3\frac{1}{2}$ " x  $3\frac{1}{2}$ ".

4. Gather the smaller half square triangle units (step 1). Arrange four units into two rows as shown. Sew units in each row together, pressing centre seam allowances in opposite directions. Join the rows and press. The pinwheel unit will measure  $4\frac{3}{4}$ " x  $4\frac{3}{4}$ ".

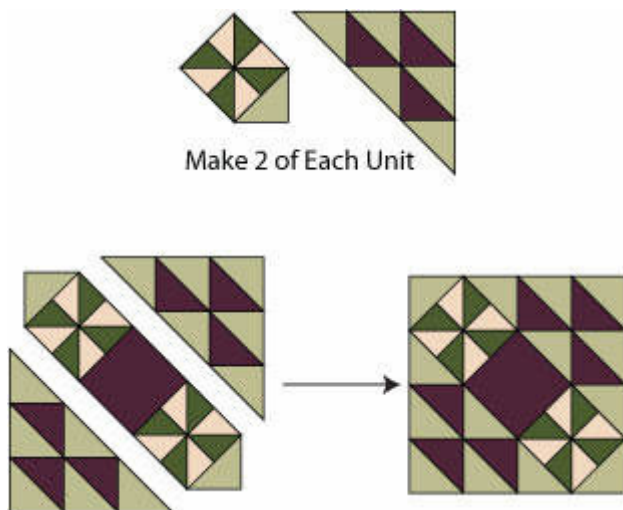
Drawing © Janet Wickell (<http://quilting.about.com>)

directions. Join the rows and press. The pinwheel unit will measure  $4\frac{3}{4}$ " x  $4\frac{3}{4}$ ".

5. Repeat to make another pinwheel unit. Press.

(cont.)

## Complete the Hither and Yon Quilt Block




Drawing © Janet Wickell (<http://quilting.about.com>)

1. You should have six light background triangles cut by dividing  $3\text{-}\frac{7}{8}\text{'}$  x  $3\text{-}\frac{7}{8}\text{'}$  squares.
2. Sew a triangle to the side of a pinwheel unit as shown. Press seam allowance towards the triangle. Repeat to make another triangle/pinwheel unit.
3. Sew the large square between the pinwheel units as shown (lower left illustration).
4. Arrange three dark-warm/light background half square triangle units into two rows as shown (upper left illustration). The top row has two units and the bottom row has one. Fill out the rows by adding a light background triangle to the end of each as shown. Place an identical triangle under the bottom row.
5. Sew components of each row together. Press seam allowances in adjoining rows in opposite directions and then join the rows. Repeat to make a second identical unit.
6. Arrange the three sections of the block diagonally as shown. Sew sections together. Press. The quilt block should measure  $12\text{-}\frac{1}{2}\text{'}$  x  $12\text{-}\frac{1}{2}\text{'}$ .

### References:

Janet Wickell, Guide - About Quilting: <http://quilting.about.com>



## Australia Day Mystery Quilt



Wednesday, 26<sup>th</sup> January 2011, 9am for 9.30 start.

at 96a Winnellie Road, Winnellie, BYO lunch; tea and coffee provided.

Cost for the day \$5, plus approx \$8 for perspex template, (must be ordered in advance but can be paid on the day.) As this is a club fundraiser, also bring a few extra coins for raffles/quizzes/fines...

### Requirements:

- Sewing machine and  $\frac{1}{4}$ " foot; usual sewing supplies including a few pins. If your machine has a knee lift, be sure to bring that too.
- Cutting mat (revolving if you have one), rotary cutter (the smallest you have).
- Whiteboard marker (NOT permanent). Small roll of sticky tape.
- Portable design board if you have one, or flannel sheet or plastic tablecloth with fluffy back.

### Fabric for the quilt top:

- 35 squares measuring  $8\frac{1}{2}$ " x  $8\frac{1}{2}$ " makes a quilt approx 35" x 45" excluding borders. As many different as possible, double up on your favourites to make up the 35. If you want to make a smaller quilt, bring 30 squares, or 24. Cut the squares before the day so you can get right into it when you come.
- 4 strips measuring  $4\frac{1}{2}$ " x 45". This is for the inner border. You will want to put on an outer border later.

### Fabric colour choices:

This quilt looks good made in bright solids, or blends such as Fossil Fern. I found that multicolour prints did not work so well. Alternatively, make it in a single monotone range of fabrics, say light to dark blue, or yellow through to brown, or light pink through to wine, or try autumn tones...

Neutral-coloured thread.

Enquiries [jennyarmour@octa4.net.au](mailto:jennyarmour@octa4.net.au)